



MDF

RAMPA®

Good idea. Let's make it!

Strong connections for MDF panels



Strong in every area, such as:

- Furniture Construction
- Wood construction
- Millwork
- Acoustic panels

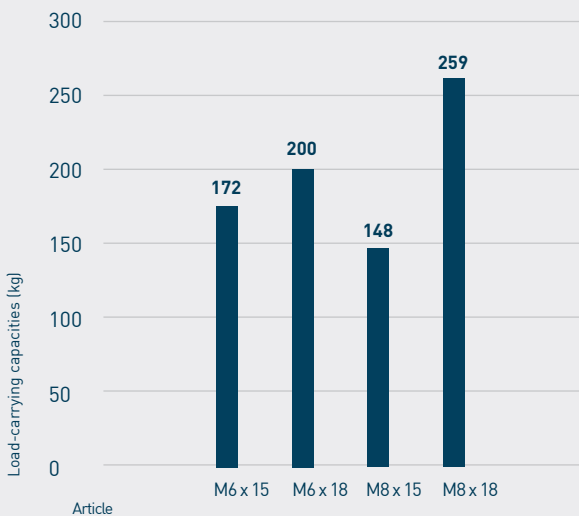
RAMPA®-inserts Type: SKD330

&

RAMPA®-inserts Type: SK330



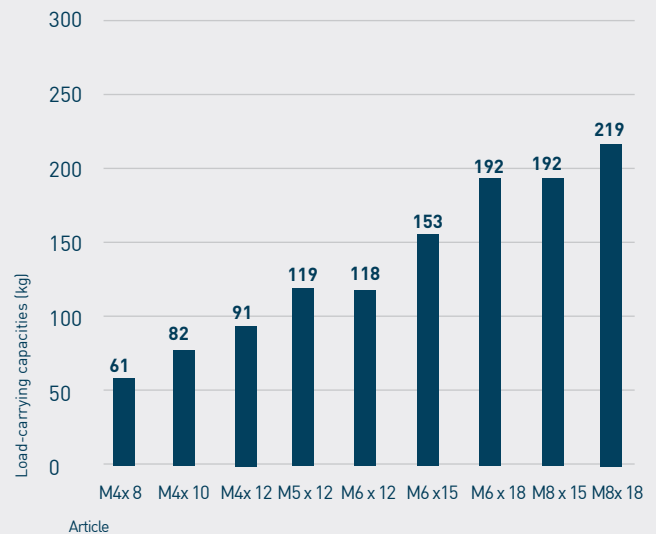
- Wide range of applications
- Automatic alignment by 3 support points
- Guaranteed straight assembling
- Hub for simplified assembling
- Up to 2.5 times faster than conventional inserts
- Maximum load capacity utilization of the assembling area
- Patented 3-start thread contour



RAMPA®-inserts Type: SKD30



- Wide range of applications
- Hub for simplified assembling
- High load capacity utilization of the assembling area
- Patented 1-start thread contour



* The reference load-carrying capacities mentioned before might vary in individual cases due to different mechanical properties depending on the material used.



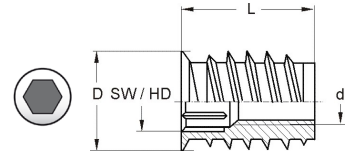
MDF

RAMPA®

Good idea. Let's make it!

The suitable inserts for MDF panels

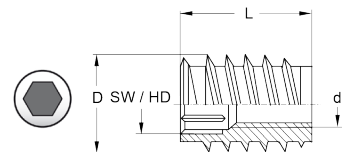
RAMPA®-inserts | Type: SKD330



MDF panel Thickness (mm)	Art. No.	Outer-Ø D (mm)	Length L (mm)	Thread size d (mm)	Hex Drive	Pre-drill Ø (mm)	Assembling Torque (Nm)	Steel Zinc Plated
19	420615001	12	15	M6	6	10	8,5	✓
19	420855001	14	15	M8	8	12	13,5	✓
22	420618001	12	18	M6	6	10	9,5	✓
22	420858001	14	18	M8	8	12	14,5	✓
25	420120001	18,5	20	M10	10	16,5	X	✓
30	420125001	18,5	25	M10	10	16,5	X	✓

UNC sizes available

RAMPA®-inserts | Type: SK330



MDF panel Thickness (mm)	Art. No.	Outer-Ø D (mm)	Length L (mm)	Thread size d (mm)	Hex Drive	Pre-drill Ø (mm)	Assembling Torque (Nm)	Steel Zinc Plated
19	420615001	12	15	M6	6	10	8,5	✓
19	420855001	14	15	M8	8	12	13,5	✓
22	420618001	12	18	M6	6	10	9,5	✓
22	420858001	14	18	M8	8	12	14,5	✓
24	040620001	12	20	M6	6	10	X	✓
25	04012007	18,5	20	M10	10	16,5	X	
35	040830001	16	30	M8	8	14	X	✓

UNC sizes available

*1 We hereby inform you according to Article 33 - REACH, that this article contains the following substance identified as SVHC:
Lead (Pb); CAS: 7439-92-1 Date of Admission: 27.06.2018



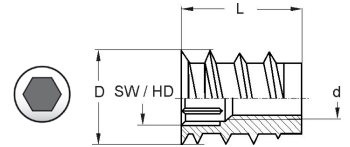
MDF

RAMPA®

Good idea. Let's make it!

The suitable inserts for MDF panels

RAMPA®-inserts | Type: SKD30



MDF panel Thickness (mm)	Art. No.	Outer-Ø D (mm)	Length L (mm)	Thread size d (mm)	Hex Drive	Pre-drill Ø (mm)	Assembling Torque (Nm)	Steel Zinc Plated
12	439408001	8	8	M4	4	7	X	✓
16	439410001	8	10	M4	4	7	X	✓
16	439412001	8	12	M4	4	6,5	3,2	✓
16	439512001	10	12	M5	5	9	3,2	✓
16	439612001	12	12	M6	6	10	6,5	✓
19	439615001	12	15	M6	6	10	7,5	✓
19	439855001	14	15	M8	8	12	12,5	✓
22	439618001	12	18	M6	6	9	8,5	✓

UNC sizes available



MDF

RAMPA®

Good idea. Let's make it!

Recommended RAMPA® assembling tools:

Driver | Type 515
Round or hexagonal shank



Driver | Type 504
Shank DIN 3126 E11.2



Driver | Type 506
Shank DIN 3126 E6.3



Suitable RAMPA® connecting materials:

Flat-head screws | Type KF



Pan-head screws | Type KC



Pan-head screws | Type KS



Mushroom-head screws | Type KT



Pan-head screws | Type SG



Pan-head screws | Type KFTX

