
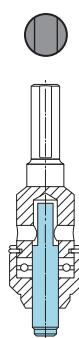
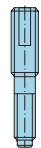
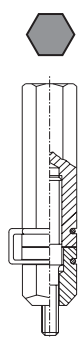
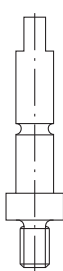
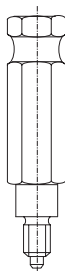
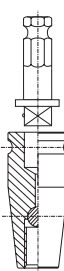

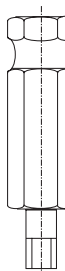





RAMPA® Przegląd narzędzi

RAMPA® range of tools

Narzędzie Tool	Art. 515	Art. 511	Art. 512	Art. 501	Art. 502	Art. 508	Art. 507	Art. 504	Art. 506
Napęd narzędzi Tool Drive	z trzpieniem with shank		SW / HD 10-30 mm	DIN 3126 FormH 7-13 mm	DIN 3126 E 11,2	DIN 3126 E 11,2	DIN 3126 E 6,3	DIN 3126 E 11,2	DIN 3126 E 6,3
									
Napęd muf Insert drive									
	M 3 M 4 M 5 M 6 M 8 M 10 M 12 M 16	M 3 M 4 M 5 M 6 M 8 M 10 M 12 M 16	M 3 M 4 M 5 M 6 M 8 M 10 M 12 M 16 M 20	M 3 M 4 M 5 M 6 M 8 M 10 M 12 M 16	M 3 M 4 M 5 M 6 M 8 M 10	M 6 M 8 M 10	M 4 M 5 M 6 M 8 M 10	SW 4 SW 5 SW 6 SW 8 SW 10 SW 12	SW 4 SW 5 SW 6 SW 8 SW 10



RAMPA®-Narzędzie typu 515
z łożyskiem kulkowym do ciężkich zastosowań

RAMPA®-drivers type 515
with high workload ball bearing

515

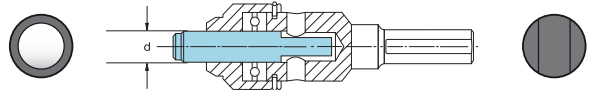
Art.	d	Napęd
515 300	M 3	Ø 10
515 400	M 5	Ø 10
515 500	M 5	Ø 10
515 502 *	M 5	Ø 10
515 503	M 5 DVZ**	Ø 10
515 600	M 6	Ø 10
515 602 *	M 6	Ø 10
515 603	M 6 DVZ**	Ø 10
515 800	M 8	Ø 10
515 100	M 10	E 11,2
515 120	M 12	E 11,2
515 160	M 16	E 11,2


***Wskazówka:**
trzpienie gwintowane skrócone

***Please note:**
shortened stud bolt

****Wskazówka:**
RAMPA®-Mufy DVZ na stronie 21

****Please note:**
RAMPA®-insert DVZ on page 21





RAMPA®-trzpienie gwintowane typu 511
Trzpienie gwintowane do wymiany, dla RAMPA®-Narzędzie Typ 515

RAMPA®-double end stud bolts type 511
interchangeable stud bolts, for RAMPA®-driver type 515

511

Art.	d
511 300	M 3
511 400	M 5
511 500	M 5
511 502 *	M 5
511 600	M 6
511 602 *	M 6
511 800	M 8
511 100	M 10
511 120	M 12
511 160	M 16

***Wskazówka:**
trzpienie gwintowane skrócone

***Please note:**
shortened stud bolt

